



Biomethane production kinetics during the anaerobic co-digestion of *Sargassum* spp. and food waste using batch and fed-batch systems in Punta Cana, Dominican Republic

Yessica A. Castro¹ · Alvin Rodríguez¹ · Emin Rivera¹

Received: 24 October 2022 / Accepted: 7 December 2022
© The Author(s) 2022

Abstract

Collecting *Sargassum* spp. biomass and using it for the generation of renewable energy is a sustainable approach to mitigate the costs associated to this weed management. The biomethanation of this algal biomass with other organic waste to produce biogas promotes the integrated sustainable management of these materials while generating gaseous fuel for the tourism industry. The purpose of this work is to determine the percentage *Sargassum* spp. biomass during the anaerobic co-digestion of this brown algae with food waste that results in the best biogas composition, methane yield, production kinetics, and digestate. The biomethanation was conducted in 1200 L fed-batch and bench scale batch biodigestors and the kinetic parameters were estimated using the modified Gompertz model. The methane yield of *Sargassum* spp. and food waste combinations in 0.58 OLR at fed batch and 15 g/L organic load at batch were comparable. The methane yield produced in the 100% *Sargassum* spp. fed-batch anaerobic biodigester was 101.3 ± 23.6 N. L CH₄/kg, but up to 615.5 ± 78.4 N. L CH₄/kg in the 45% *Sargassum* spp. / 55% food waste biodigester. The anaerobic co-digestion of *Sargassum* spp. and food waste in the batch system showed methane production rates as high as 14.6 ± 0.3 N.L CH₄/kg.day. Higher H₂S were detected in the biogas of the biodigestors fed with larger percentages of the *Sargassum* spp. with more than 5000 ppm during mono-digestion. Our results suggest that 55% *Sargassum* spp. and 45% food waste are the most promising feed combination under the studied conditions for the anaerobic co-digestion of these feedstock at larger scale.

Keywords Anaerobic digestion · Seaweed · Biodigester · Methane production rate · Digestate

Introduction

Starting in 2011, coastal areas of the Caribbean Sea have experienced high yearly accumulation of pelagic *Sargassum* spp. The presence of these brown macroalgal mats in the Caribbean coasts is affecting the ecology, human health, and the economy of the countries in that region. The accumulation of this biomass on the beach has been linked to the dead of aquatic organisms and reduction in biodiversity due to the hypoxic conditions, and the high concentrations of ammonium (NH₄⁺) and hydrogen sulfide (H₂S) generated during *Sargassum* spp. decay [1]. Similarly, H₂S and NH₄⁺

are known to produce adverse conditions in human beings, such as acute respiratory distress syndrome, respiratory tract injury, acute lung injury, hypoxia, and cyanosis, which affect people living in the coastal areas [2–4]. Furthermore, the *Sargassum* spp. blooms have a negative impact on two of the main economic activities in the Caribbean countries: tourism, and fishing [5, 6]. Some of the negative impact of this weed in the fishery industry includes the obstruction of the operation of fishing boats, and the difficulty of catching some species that are physically protected by the seaweed mat, or that are driven away by it [7]. Similarly, the arrival of this algal biomass to the shores affects tourism by restricting the aesthetics, access, and use of the beaches, and by threatening the wellbeing of tourists that are exposed to the gases emitted during decomposition of the biomass [8]. Collecting the biomass before its arrival at the beach would alleviate their negative effects on the environment, the economy, and human wellbeing [6]. However, harvesting seaweed has been estimated to cost more than 2000 USD per hectare [9]. Using

✉ Yessica A. Castro
ycastro@unapec.edu.do

¹ Escuela de Ingeniería, Facultad de Ciencias e Ingeniería, Universidad APEC, Máximo Gómez 72, Santo Domingo 10101, Dominican Republic

the collected *Sargassum* spp. biomass as feedstock to produce valuable products could mitigate the costs associated with harvesting.

The *Sargassum* spp. biomass has been used as feedstock for production of various goods, from furniture and construction materials to biofuels and bioactive compounds containing antioxidant, antifouling, antimicrobial, and/or antitumor properties [10, 11]. One of the most practical and simple applications for the use of this aquatic weed is anaerobic digestion. The energy potential of marine biomass derived from anaerobic digestion is estimated annually to be above 100 EJ, almost 5 times greater than that of the terrestrial biomass, and more than 10 times that of the municipal solid waste [12]. The biogas from the anaerobic digestion can be used as precursor for CHP technologies or transportation fuel, and the solid and liquid residues for energy and agricultural applications [13–15]. For instance, only 0.22 ha of grass land is required annually to fuel a car operating on biomethane produced from anaerobic digestion [14]. Experimental and simulated scale up systems based on anaerobic digestion and CHP produced 163.90 kWh and 74.80 kWh of electricity at 500 kg of food waste per day, respectively [13]. Similarly, the biosolids can be used as feedstock for gasification and pyrolysis applications, as well as soil amendment and crop production after being checked for pathogens and heavy metals prior to use [15]. The anaerobic digestion of *Sargassum* spp. has the potential to generate valuable products within the energy and agricultural industry while mitigating algal pollution on the coasts.

The use of biomass from *Sargassum* spp. as feedstock for biogas production has been studied by various researchers. For instance, the biochemical methane potential (BMP) of *S. fulvellum* was 142.91 ± 0.004 mL CH₄/g VS after particle-size reduction, and that of *S. muticum* silage was ≤ 110 mL CH₄/g VS [16, 17]. These results show that the BMP of pelagic *Sargassum* spp. biomass is roughly like other algal species and below invasive aquatic macrophytes. The methane yields of many algae species are typically ~ 200 L CH₄/g VS, which is less than 50% of that from the commercially exploited feedstock [12]. For instance, the reported BMP yield for cast brown seaweed was 342 mL CH₄/g VS for *Saccharina latissima* and 166 mL CH₄/g VS for *Ascophyllum nodosum* [18]. However, the BMP of *Pontederia crassipes*, commonly known as water hyacinth, was found to be 399 mL CH₄/g VS [19]. The low BMP of pelagic *Sargassum* spp. might be due to the presence of inhibitory compounds like ammonia, sulfide, light metal ions, and heavy metals [20]. The inclusion of other feedstock helps to mitigate the inhibition during the anaerobic digestion and improve the process efficiency. For instance, co-digestion of microalgae and microalgae residues resulted in the increase of biodegradability and the reduction of ammonia inhibition risk associated with mono-digestion [21]. Suitable C/N ratio and higher

degradation rate of lignocellulose were the result of the addition of cow manure as co-substrate in the anaerobic digestion of oat straw [22]. Similarly, co-digesting beet-molasses syrup residue (BMSr) with manure resulted in the reduction of the sodium and potassium inhibition occurring during the mono-digestion of BMSr [23]. Thus, co-digestion of *Sargassum* spp. with another feasible waste should be explored to improve the characteristics of the biomass and the biogas produced.

Punta Cana, the most known all-inclusive touristic destination in the Dominican Republic, is affected by *Sargassum* spp. arrivals to the beaches, but also deals with food waste management. For instance, Sargassum Ocean Sequestration of Carbon (SOS Carbon), a spinoff sargassum-harvesting organization from the Mechanical Engineering department at the Massachusetts Institute of Technology (MIT), received a monthly average of 95 tons of biomass per km of coastline during Summer and Fall 2021. On the other hand, 3 kg of food waste is generated daily per guest at an all-inclusive hotel according to Ecoservices Dominicana, a waste management and recycling company that operates in Bávaro and Punta Cana. Therefore, at 80% capacity, the 45,000 hotel rooms in the area could generate in total more than 200 ton of food waste daily [24]. Food waste disposed to open dumpsites is responsible of at least 6% of the greenhouse gas emissions globally and almost 9% of that generated by food industry [25, 26]. In developed countries like United States, anaerobic digestion is a successful method for the management and transformation of food waste into valuable products at large scale [27]. The anaerobic co-digestion of *Sargassum* spp. biomass and food waste could be promising in mitigating possible inhibitory compounds and increasing the systems performance. The anaerobic co-digestion of *Sargassum* spp. biomass and food waste can contribute to the sustainable management of these two unwanted materials in Punta Cana.

The purpose of this paper is to determine the ratio of *Sargassum* spp. and food waste most suitable for the anaerobic co-digestion of these materials in touristic areas using batch and fed-batch systems at bench and pilot scale, respectively. The BMP and the kinetics of *Sargassum* spp. biomass and food waste combinations at 5 g/L and 15 g/L loading was determined in the batch system using the modified Gompertz model. The production rate of methane from *Sargassum* spp. and food waste combinations at 0.7 kg/day was estimated in the fed-batch system. For the first time, the co-digestion of *Sargassum* spp. biomass and food waste in the Dominican Republic and the Caribbean is demonstrated at pilot scale using commercial 1200 L biodigestors. The results of this work are intended to aid the governmental and the touristic institutions on the decision-making for the sustainable management of the pelagic *Sargassum* spp. in the countries affected by this weed.

Materials and methods

Sargassum spp. biomass

The biomass was provided by Fundación Grupo Punta Cana. About 10 tons of fresh biomass, mainly *S. fluitans* and *S. natans* [28], was collected in the sea using boats equipped with the SOS Carbon technology. The biomass was not washed after collection, because preliminary studies showed no difference ($p=0.98$) between the salt yield (g salt/g biomass_{added}) of *Sargassum* spp. water extractives at washing periods ranging from 0 to 3.5 h. Similarly, previous work showed no difference between the BMP of wash and unwashed *Sargassum* spp. biomass [29]. The fresh *Sargassum* spp. biomass was spread on rubber, plastic, or zinc surfaces in layers below 5 inches thick to air dry under ambient outdoors' conditions.

Food waste

The food waste on this study was provided by Fundación Grupo Punta Cana and consisted in the lunch's leftovers of the Punta Cana International Airport's employees' restaurant. The lunch menu was not controlled, but consisted in carbohydrates, i.e., rice, legumes, rooted vegetables, and protein, i.e., beef, poultry, fish, and/or pork. The food was processed on the same day prior to storage. The food was classified, milled, packed, and stored before it was used. The non-degradable plastics and inert materials (e.g., seashell, bones) were discarded. The organic portion of the food waste was separated into two groups, protein or meat, and carbohydrates or rice. Daily food packages for the fed-batch and batch biodigestors were prepared containing 60% rice and 40% of milled meat, vacuumed, and stored in a fridge at 4 °C, up to 10 days prior to use.

Mechanical pretreatment

The dried *Sargassum* spp. biomass and the food waste meat were mechanically pretreated using a shredder-chipper hammer mill (Shreddemin LC 19–20, Santo Domingo, DR), designed and constructed by UNAPEC. The particle size of the dried biomass was reduced to 0.1 inches by the action of 24 free-swinging stainless-steel hammers. The food waste was chipped by a pair of knives at the primary flywheel before going to the shedding chamber to achieve a uniform consistency.

Chemical composition

Samples of *Sargassum* spp. biomass and food waste taken in 2020 were analyzed for organic matter, fat, fiber, and protein by Anaergia Lab (Treviglio, Italy). Samples of *Sargassum* spp. taken in 2021 and liquid residue of anaerobic digestion after 60 days of terminated were analyzed for heavy metals, salinity, nitrogen, and phosphorus by LAMENER (Santo Domingo, Dominican Republic). The analysis of the digestate during the anaerobic digestion for the determination of COD, NH₃, P, TN, N-NH₃, and TSS was conducted by the water laboratory of PQI (Santo Domingo, Dominican Republic).

Pilot scale-fed-batch system

The study was conducted using Homebiogas 2.0 biodigestors (Tel-Aviv, Israel) with 1200L capacity. The biodigestors were activated for 3 weeks with water and cattle manure and acclimatized for 1 month adding the organic load in the feeding profile (Table 1) and cattle manure when pH dropped below 7. The 30-day acclimatization was conducted to account for the anaerobic digestion lag phase [30]. After acclimatization, the daily organic load from the feeding profile (Table 1) was added to the experimental units for an OLR of 0.58 g/L-day on dry weight basis. During the 30-day fed-batch biodigestion, the pH of the experimental units was 7.0 ± 0.2 , and the temperature 34.7 ± 3.3 °C. The control

Table 1 Daily organic loading profile for the biodigestors (Bi) under fed-batch system

Biodigester ID	<i>Sargassum</i> spp. (% w/w) ^a	<i>Sargassum</i> spp. (kg/day) ^b	Food waste (kg/day) ^b		
			Total	Protein	Carbohydrates
B2	100	0.70	0	0	0
B5	85	0.60	0.73	0.3	0.43
B1	70	0.49	1.45	0.58	0.87
B4	55	0.38	2.20	0.88	1.32
B3	45	0.32	2.70	1.0	1.70

^aValues on the dry weight basis for *Sargassum* spp. biomass and food waste

^bValues on as received basis for food waste (15% TS) and air-dried basis for *Sargassum* spp. biomass (90% TS)

biodigester was fed with cattle manure exclusively and had a pH equal to 7.0 ± 0.1 , and temperature of 32.8 ± 2.6 °C throughout the experimental period.

Bench batch system

For the bench scale batch system, low-cost anaerobic digestion technology (Biobuckets) was designed and constructed by UNAPEC (Fig. 1). A full factorial experiment was designed to determine the organic load (5 g/L and 15 g/L), and the concentration of *Sargassum* spp. in the feed (i.e., 100%, 85%, 70%, 55%, and 45%) most suitable during the anaerobic co-digestion of this macroalgae with food waste. The experimental and control (cattle manure) units were prepared in triplicate for a total of 33 measurement units. For the experimental units at 5 g/L and 15 g/L, 35 g, and 105 g dw of feedstock were, respectively, added to 7 L of inoculum in the biobuckets before sealing them. The inoculum was taken from the 1200L biodigester control unit that was fed solely with cattle manure and had a pH of 8.55 ± 0.07 , and 4.80 ± 0.41 g/L TDS. The F/I ratio of the systems was roughly 1.0 and 3.1 for the 5 g/L and 15 g/L samples, in that order. The feedstock was *Sargassum* spp. and food waste at percentages ranging from 45 to 100% w/w of the brown algae. After adding the feedstock to the biobuckets, the pH of the experimental units was in average 8.52 ± 0.11 , and the TDS was 4.89 ± 0.40 g/L and 5.55 ± 0.38 g/L in the 5 g/L and 15 g/L units, respectively. During the anaerobic digestion, the volume and composition of the biogas were measured, and the gas storage bag emptied periodically. The anaerobic digestion at bench scale was carried out at ambient

conditions and average temperatures of 28.7 ± 0.7 °C during the daytime and 21.2 ± 0.6 °C at night for 60 days.

Process control

The pH, temperature, and total dissolved solids (TDS) of the batch and fed-batch anaerobic digestion were periodically monitored. The pH and temperature were measured using an HM Digital PH-80 (Redondo Beach, CA, USA), and the TDS was measured with an EXTECH ExStik II EC400 Salinometer (Nashua, NH, USA). For the measurement of the composition (CH_4 , CO_2 , O_2 , and H_2S) and volume of the biogas, a GEOTECH BIOGAS 5000 (Denver, CO, USA) meter and an Alicat Scientific Whisper mass flow meter (Tucson, AZ, USA) were used, respectively.

Calculations

For estimating the yields of biogas (Y_{Biogas}) and methane Y_{methane} at the pilot scale fed-batch systems, Eqs. 1 and 2 were used. In this formula, the volume (V_i) produced within a short period (t_i) is extrapolated considering the total mass digested (m_T) throughout the total time (t_T) in which the experiment was conducted (30 days). For the batch bench scale system, the measured volume (V) was converted to normal volume (V_0) through Eq. 3, where $T_0 = 273.15$ K and $P_0 = 101,325$ Pa. The barometric pressure (P) and temperature (T) during the gas measurements were 101,384 Pa and 300 K, on average. The daily average of the normalized volume of methane produced by the negative control units during the batch system was subtracted from the daily volume of each experimental unit to account for the methane volume due to inoculum substrate residues

$$Y_{\text{Biogas}} (\text{L/kg}) = \left(\frac{V_i}{t_i} \right) * \left(\frac{t_T}{m_T} \right) \quad (1)$$

$$Y_{\text{Methane}} (\text{L CH}_4/\text{kg}) = Y_{\text{Biogas}} * \left(\frac{\% \text{CH}_4}{100\%} \right) \quad (2)$$

$$V_0 = (V * P * T_0) / (P_0 * T) \quad (3)$$

$$W(t) = A * \text{EXP}(-\text{EXP}((e * k_z/A) * (T_{\text{lag}} - t) + 1)). \quad (4)$$

Modified Gompertz model

The modified Gompertz model for the batch anaerobic digestion assumes that methane production follows the microbial growth pattern and is appropriate for batch systems [31]. In the model (Eq. 4), W [N.L $\text{CH}_4/\text{kg VS}_{\text{added}}$] is the accumulated methane produced as a function of time, A [N. L

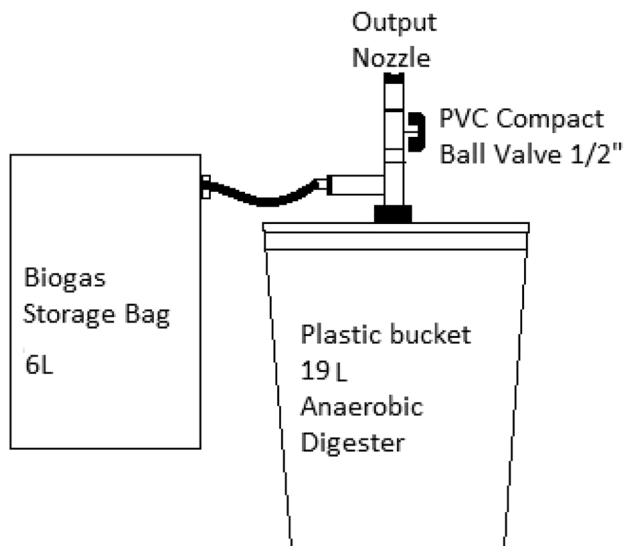


Fig. 1 Schematic of the UNAPEC's batch system biodigestors "BioBuckets" (Santo Domingo, DR)

$\text{CH}_4/\text{kg VS}_{\text{added}}$] is the maximum methane produced, K_z [$\text{N. L CH}_4/\text{Kg VS}_{\text{added}} \times \text{day}$] is the absolute growth rate, and T_{lag} [days] is the lag time. The doubling time (T_d) was calculated from the model. The $W(t)$ curves of each replicate were fitted using the data analysis add on “Solver” in Microsoft Excel 2010. The resulting kinetic parameters of the replicates were analyzed statistically (see Sect. 2.10).

Statistical analysis

The characteristics of the biogas (% CH_4 , % CO_2 , and H_2S), the liquid media and residue (TS, VS, COD, N, P, TSS, salinity, and minerals), and the kinetic parameters of the Modified Gompertz model for the anaerobic co-digestion of *Sargassum* spp. food waste at different concentrations of *Sargassum* spp. were compared using ‘aov’ and ‘TukeyHSD’ functions in RStudio (version 2022.07.1), or the unpaired t test in QuickCalcs (www.graphpad.com). The populations were assumed to be independent, normally distributed, and unequal variances. The variability of the data was reported as the standard deviation of the mean (mean \pm SD).

Results

Feedstock composition

Sargassum spp. The *Sargassum* spp. biomass had 16.1 ± 0.6 w/w % of total solids, of which $69.6 \pm 3.4\%$ were volatiles, and 6.9 ± 0.9 g of fat, 10.5 ± 0.6 g of fiber, and 11.6 ± 0.6 g of protein in 100 g on dry weight basis. These values are comparable to those of the pelagic *Sargassum* spp. from other regions. The macronutrients were 4.8 ± 1.9 g/kg N, 0.56 ± 0.16 g/kg P, and 39.5 ± 3.4 g/kg K. the sodium was 120 ± 18.4 mg/kg Na and the salinity was 13.8 ± 4.4 g/kg. Other minerals present in the biomass were 339.5 ± 147.8 mg/kg Fe, 24.1 ± 0.8 mg/kg Zn, 241.0 ± 8.5 mg/kg Mn, 18.1 ± 2.3 mg/kg Ni, 0.2 ± 0 mg/kg Pb,

96.4 ± 13.6 mg/kg Co, 58.9 ± 0.4 mg/kg S, and 7.6 ± 1.1 g/kg B. However, minerals below the limit of detection were Cr (< 23.5), Cu (< 23.5), As, (< 1.2), Ba (< 46.9), Cd (< 11.7), Mo (< 20.0), and Se (< 20.0) in mg/kg.

Food waste. The food waste biomass had ~ 13 w/w % of total solids, of which 84% were volatiles. The waste had ~ 21.5 g of fat, ~ 3.8 g of fiber, and ~ 33.8 g of protein in 100 g of biomass.

Biogas composition

Fed-batch system. The percentage of methane in the biogas generated from the anaerobic digestion of manure ($56.6 \pm 3.1\%$ CH_4) was significantly higher ($p < 0.0290$) than those from the *Sargassum* spp. mono-digestion and co-digestion of *Sargassum* spp. and food-waste (see Table 2). In contrast, the H_2S of the control (57.0 ± 27.3 ppm) was significantly lower ($p < 0.0001$) than the experimental units. There is a positive correlation between the concentration of H_2S in the biogas and the percentage of *Sargassum* spp. in the organic load added to the biodigestors.

Batch system. The methane percentage (% CH_4) in the biogas generated in the batch system was higher ($p < 0.001$) at 15 g/L ($61.12 \pm 7.8\%$) than that at 5 g/L ($51.02 \pm 9.6\%$), and 30.9 ± 9.4 to 63.8 ± 4.0 at (Table 2). However, the methane percentage in the biogas generated during the anaerobic digestion of 100% *Sargassum* spp. at 5 g/L (38.92 ± 7.9) and 15 g/L (36.81 ± 5.6) was not significantly different ($p = 0.875$) and lower ($p < 0.001$) than the biogas generated during co-digestion with food waste. There is a trend of reduction in the methane percentage in the biogas with the increase of the *Sargassum* spp. concentration in the feed during the co-digestion with food waste (Fig. 2A). Similarly, at lower *Sargassum* spp. percentage in the feed, the maximum % CH_4 in the biogas occurred at digestion range 20–35 days, and at 100% *Sargassum* spp., the % CH_4 increased with time, reaching the maximum peak at 60 days (Fig. 2B). On the other hand, the concentration of hydrogen sulfide in the gas

Table 2 Biogas composition during the 30-day fed-batch and the last 30 days of the 60-day batch anaerobic co-digestion of *Sargassum* spp. with food waste at different percentages

% <i>Sargassum</i> spp.	Fed-Batch			Batch					
	% CH_4	% CO_2	H_2S (ppm)	% CH_4		% CO_2		H_2S (ppm)	
				5 g/L	15 g/L	5 g/L	15 g/L	5 g/L	15 g/L
Control	56.6 ± 3.1^A	34.0 ± 2.7^A	446.6 ± 156^A	35.0 ± 7.8^A	35.0 ± 7.8^A	27.9 ± 4.3	27.9 ± 4.3^A	57.0 ± 27.3^A	57.0 ± 27.3^A
45	53.6 ± 0.8^B	37.1 ± 1.0^B	2552 ± 150^B	59.1 ± 3.3^B	63.8 ± 4.0^B	27.6 ± 3.1^A	30.4 ± 1.8^{AB}	672 ± 238^B	1939 ± 717^B
55	53.3 ± 0.9^B	37.3 ± 0.9^B	2780 ± 156^C	58.5 ± 3.7^B	63.9 ± 3.8^B	27.4 ± 2.7^A	30.5 ± 0.7^A	777 ± 228^B	1549 ± 513^B
70	54.0 ± 0.8^B	36.9 ± 0.8^B	3067 ± 141^D	50.5 ± 5.5^C	62.4 ± 3.4^B	28.4 ± 1.9^A	31.9 ± 1.1^B	656 ± 216^B	1661 ± 384^B
85	53.2 ± 0.8^B	37.1 ± 0.7^B	3561 ± 250^E	48.8 ± 2.4^C	56.7 ± 3.4^C	30.6 ± 1.5^B	31.6 ± 2.4^{AB}	625 ± 266^B	1808 ± 483^B
100	50.3 ± 1.3^C	39.2 ± 1.3^C	$> 5000^F$	38.9 ± 7.7^A	30.9 ± 9.4^A	26.7 ± 5.9^{AB}	30.4 ± 4.6^{AB}	245 ± 115^C	1377 ± 442^B

^{A,B,C,D,E} Different letters within each column indicate a significant difference between experimental units for the unpaired t test ($\alpha = 0.05$)

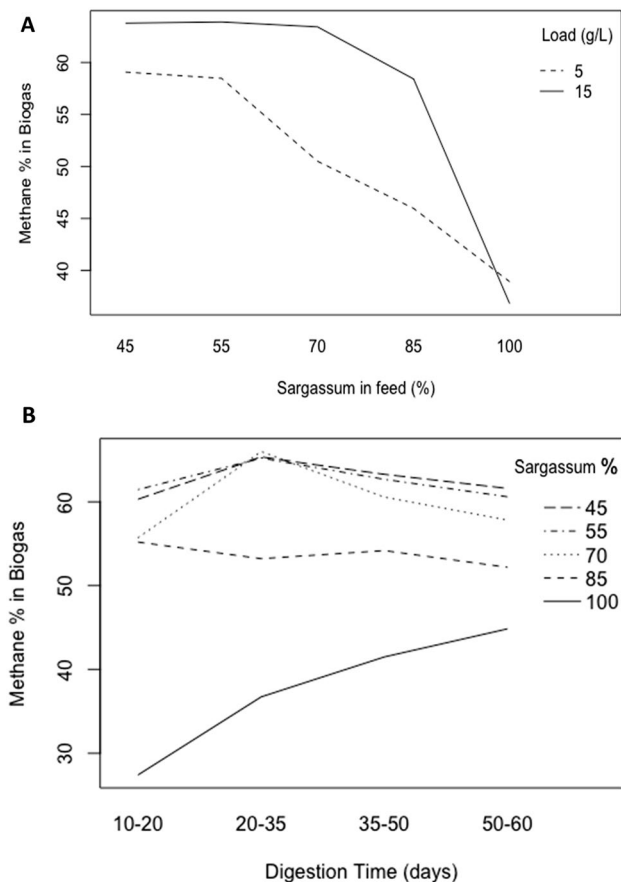


Fig. 2 Interaction plots of the methane percentage in the biogas (%CH₄) generated during the co-digestion of *Sargassum* spp. with food waste at different concentrations in batch system at bench scale. On the top (A) is the interaction plot of the organic load and the *Sargassum* spp. % in the feed. On the bottom (B), the behavior of %CH₄ throughout the digestion time (60 days) at different *Sargassum* spp. % in the feed. The plots were extracted from R-Studio

generated from batch system does not show correlation with the *Sargassum* spp. percentage in the feed but does with the organic loading. The highest organic load (15 g/L) used on the anaerobic co-digestion of food waste and *Sargassum* spp. generated more H₂S than that at 5 g/L (Table 2).

Characteristics of biodigestion fed-batch media

During the 30-day anaerobic co-digestion of *Sargassum* spp. and food waste, the COD of the media in the inlet (3506 ± 389 ppm) was slightly higher than ($p = 0.049$) in the outlet (2510 ± 338 ppm). This difference represents a 28.4 ± 9.0% reduction in COD due to the HRT (0.58 g/L · day) in the biodigester. There was not significant difference ($p = 0.8575$) between the BOD's inlet (29–171 ppm) and outlet (14–114 ppm) because of the percentage of *Sargassum* spp. in the organic load. The BOD/COD ratio is below 0.09. The biodigesters media have 150 ± 28 ppm P,

378–1418 ppm N, and 164–996 ppm N-NH₃. As expected, N and NH₃ tend to reduce at higher *Sargassum* spp. percentage in the feed, since the protein content is higher in the food waste than in the *Sargassum* spp. ($p = 0.012$, see Sect. 3.1).

Composition of fed-batch digestates

After 30 days of maturation, the liquid residue derived from the anaerobic digestion of *Sargassum* spp. and co-digestion of *Sargassum* spp. and food waste had 9.6 ± 1.6 g/L of total solids which only 6.5% (0.63 ± 0.13 g/L) were volatile solids. The total solids and the salinity (8.4 ± 1.7 g/L) in the liquid residue tended to decrease with the increase of *Sargassum* spp. percentage in the biodigesters feed (Fig. 3A). Regarding macronutrients (Fig. 3B), there was no correlation between *Sargassum* spp. concentration and phosphorus content (27.2 ± 4.8 mg/L P); however, the content of total nitrogen (47–1696 mg/L N) and potassium (648–2119 mg/L K) in the liquid residue tended to be higher when the percentage of *Sargassum* spp. was lower in the biodigesters feed load. Similarly, a negative correlation was observed between the content of *Sargassum* spp. in the biodigesters feed, and the content of copper (0.09–0.33 mg/L Cu), chromium (0.02–0.15 mg/L Cr), aluminum (0.018–0.337 mg/L Al), boron (1.3–3.0 mg/L B), and sulfur (0.73–2.6 mg/L S) in the liquid residue of the anaerobic co-digestion of *Sargassum* spp. and food waste (Fig. 3C, D).

Biogas and biomethane yield

The biogas and methane yields during the 1200 L fed-batch and 7 L batch anaerobic co-digestion of *Sargassum* spp. and food waste, differed based on the percentage of *Sargassum* spp. in the feed (Table 3). The biogas yield in the batch and fed-batch systems ranged from 100 to 1200 N.L/kg, while the methane yield ranged from 50 to 615 N.L CH₄/kg. The biodigester fed with 100% *Sargassum* spp. produced 101.3 ± 23.6 N. L CH₄/kg in the fed-batch system. In the 7L batch, the methane yields were larger than ($p < 0.0001$) in the 1200 L fed-batch system (Fig. 4). However, in both systems, methane increased when higher percentages of food waste and lower percentages of *Sargassum* spp. biomass were added to the biodigestors.

Biomethanation kinetics

According to the modified Gompertz model fitted to the batch system, the higher the *Sargassum* spp. content in the organic feed, the lower the estimated maximum methane produced (A) see Table 4. The methane yield of each experimental unit in batch system (Table 3) is not statistically different ($p > 0.05$) to the estimated equivalent parameter, A (Table 4). Similarly, the methane production

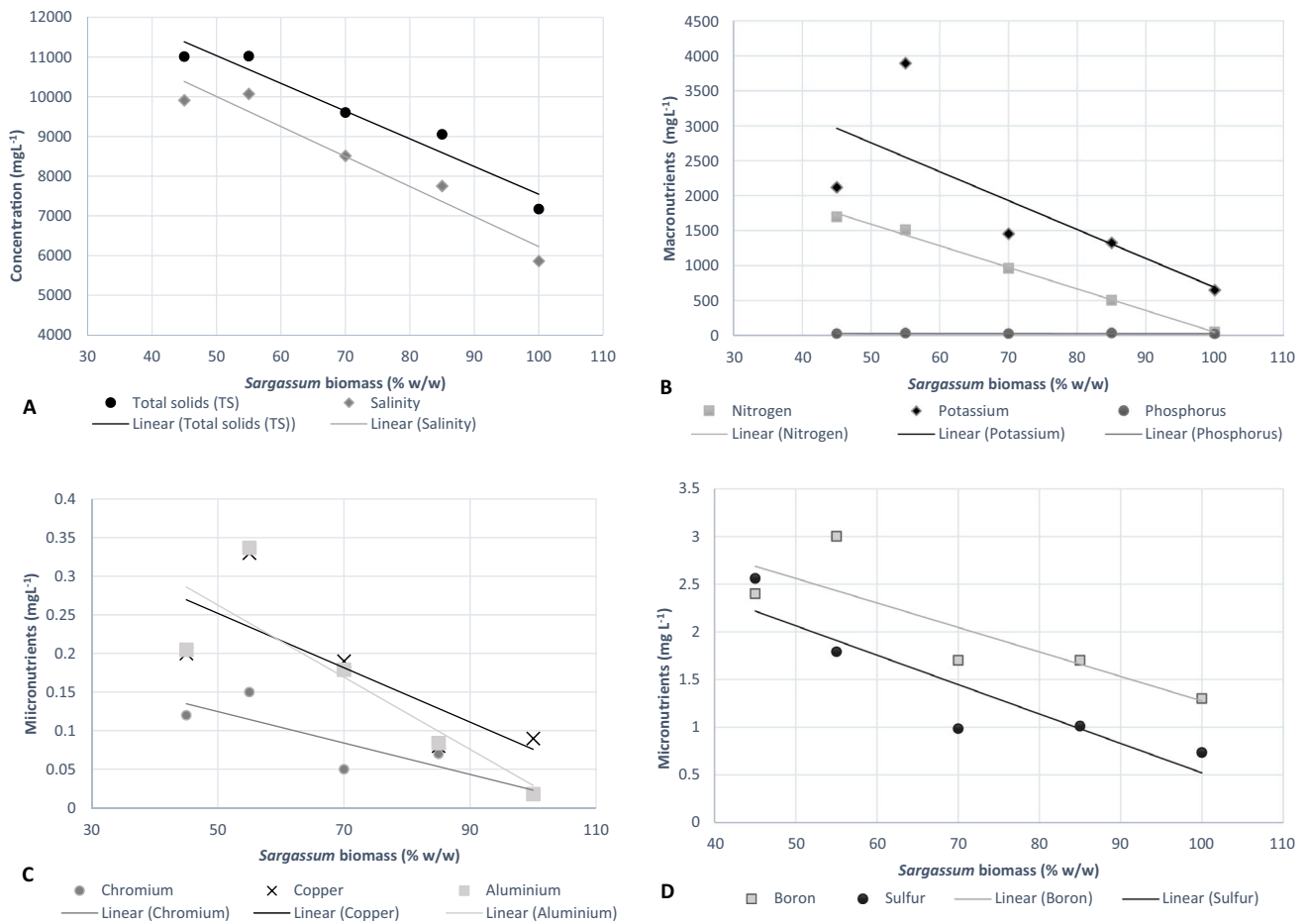


Fig. 3 Trends of the total solids, salinity, macronutrients (N, K, P), and minerals (Cr, Al, Cu, Bo, S) of the liquid residue derived from the anaerobic co-digestion of *Sargassum* spp. biomass and food waste

as function of the algal biomass percentage in the feed. The linear regression lines are shown in the plots

Table 3 Biogas and methane yields during the anaerobic co-digestion of *Sargassum* spp. and food waste at 1200 L fed-batch and 7 L batch systems using 15 g/L of organic load

<i>Sargassum</i> spp. (% w/w)	Biogas (N. L/kg)		Methane (N. L/kg)	
	Fed batch	Batch	Fed batch	Batch
45	1110.7 ± 134.7 ^A	975.9 ± 74 ^A	615.5 ± 78.4 ^A	502.8 ± 62 ^A
55	928.6 ± 190.5 ^A	769.0 ± 47 ^B	507.0 ± 94.3 ^A	408.0 ± 18 ^A
70	666.3 ± 119.0 ^B	537.2 ± 97 ^C	358.0 ± 64.5 ^B	283.6 ± 42 ^B
85	373.4 ± 27.6 ^C	291.0 ± 24 ^D	205.4 ± 16.7 ^C	162.1 ± 27 ^C
100	101.3 ± 23.6 ^D	< MDL ¹	53.4 ± 10.1 ^D	< MDL ¹

¹Values below the measurement detection limit (MDL)

^{A,B,C,D}Different letters within each column indicate a significant difference between experimental units for the unpaired *t* test (alpha=0.05)

rate (Kz) of the system fed with 45%–70% of *Sargassum* spp. and 55%–30% of food waste was 13.7 ± 2.3 N.L CH₄/kg • day in average (*p* > 0.1016), and higher than (*p* > 0.05) that fed with 85% *Sargassum* spp. and 15% food

waste. The systems doubling time was below 3 days. The R² is above 0.96 and the RSME around 5% of the maximum methane produced except for the experimental unit fed with 85% *Sargassum* spp.

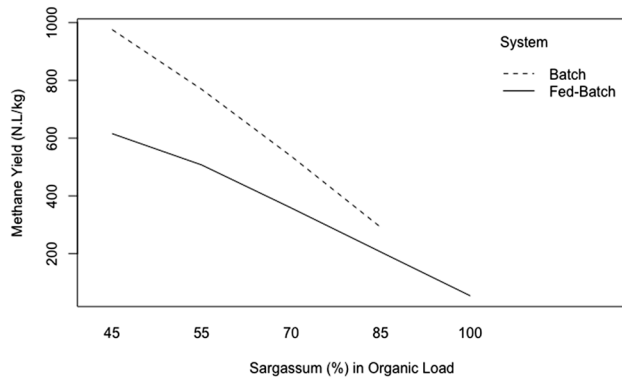


Fig. 4 Interaction plot of the methane yield (N. L CH₄/ kg added) during the batch and fed-batch anaerobic co-digestion of *Sargassum* spp. and food waste at different concentrations. Extracted from R-Studio

Discussion

Feedstock composition and co-digestion

The chemical and elemental composition of *Sargassum* spp. from Punta Cana coasts show similarities and discrepancies with previous results from pelagic *Sargassum* spp. of other areas, which confirms the spatial and temporal variability on the characteristics of the biomass [32]. For instance, the protein content in our feedstock was comparable to that harvested in Mexico and the Caribbean, and the lipids were like the biomass from Turks and Caicos Islands, but it had three times lower fiber content than the *Sargassum* spp. from Punta Cana [33, 34]. Regarding toxic elements, our results show that the *Sargassum* spp. collected from Punta Cana during Summer in 2021 did not have detectable arsenic (As) or cadmium (Cd), in discrepancy with results published previously by other authors [32].

Having the *Sargassum* spp. as part of a feedstock matrix with food waste can provide the versatility required for feedstocks that are not stable on their composition. Higher protein and fat content in food waste compared to *Sargassum* spp. biomass enriches the media for more balanced C/N in a carbohydrate-rich feedstock like *Sargassum* spp. and the separation of carbohydrate-rich from protein-rich food waste can add flexibility to the system to provide with the biogasifiers feed appropriate to enhance the methanogenesis process.

Fed-batch media and digestates

When conducting the anaerobic co-digestion of *Sargassum* spp. and food waste under the study conditions, the digestates will require maturation before use on agricultural applications. During the 30 days of the experiment, the digestates that were collected from the biogasifiers showed less than 30% of reduction in COD and no reduction in BOD compared to the inlet (Sect. 3.3), which suggest incompleteness in the biogasification process. Similarly, COD was more than 20 times higher than the BOD. A BOD₅/COD ratio of less than 0.3 corresponds to the low biodegradability of organic material in wastewater [35]. After 30 days of maturation, the digestates showed higher salinity, N, K, Cr, Al, Cu, Bo, and S when feed at higher food waste and lower *Sargassum* spp. percentages, which indicates that these elements are present in the food waste and are minimal in *Sargassum* spp. biomass. Thus, when the biofertilizer is desired to be used on agricultural land requiring high N, and K, adding food waste to the anaerobic digestion system could make it possible.

Regarding the salinity of the digestate or liquid residue, it could be inferred that the exposure of the *Sargassum* spp. to the rain during the drying period could have reduced the salinity that is conventionally associated with this biomass. On the other hand, the lower the *Sargassum* spp. percentage, the higher the content of typical food waste, which has high NaCl concentration. The anaerobic digestion of *Sargassum* spp. biomass has resulted in improvement of the methane

Table 4 Modified Gompertz model parameters estimated from the batch scale “biobuckets”

<i>Sargassum</i> spp. (% w/w)	A (N. L CH ₄ / kg added)	Kz (N.L CH ₄ / kg • day)	t _d (day)	RMSE (N. L CH ₄ / kg added)	R ²
45	536.1 ± 58.9 ^A	12.2 ± 2.8 ^{AB}	1.9 ± 0.7 ^{AB}	23.3 ± 2.6 ^A	0.991 ± 0.003
55	411.6 ± 14.4 ^B	14.6 ± 0.3 ^A	2.3 ± 1.1 ^{AB}	17.6 ± 1.7 ^B	0.993 ± 0.001
70	275.0 ± 49.7 ^C	14.3 ± 2.9 ^A	2.3 ± 0.1 ^A	15.0 ± 2.3 ^B	0.990 ± 0.001
85	161.6 ± 32.8 ^C	7.3 ± 0.4 ^B	0.5 ± 0.7 ^B	15.8 ± 4.5 ^B	0.966 ± 0.007

A is the maximum methane produced, Kz is the methane production rate, T_{lag} is the lag time, and T_d is the doubling time. RMSE is the root-mean-square error, and R₂ is the variation of the measurements explained by the model

^{A,B,C} Different letters within each column indicate a significant difference between experimental units for the unpaired *t* test (alpha = 0.05)

production rate at 4.4 g/L of sodium salts but inhibition at concentrations above 10 g/L [36]. This might suggest that the sodium salt content due to the addition of *Sargassum* spp. is minimum compared to the food waste contributions, and the *Sargassum* spp. inhibition on the biodegradation might be due to the presence of elements different from sodium salts or the heavy metals in the biomass.

Biomethane yield and kinetics

The anaerobic co-digestion of *Sargassum* spp. and food waste showed best methane yield and methane production rate at lower *Sargassum* spp. and higher food waste percentages in the feed. However, as a proposed solution to the problem of *Sargassum* spp. arrival in the coasts of the Dominican Republic, the maximum possible percentage of *Sargassum* spp. in the feed added to an anaerobic digestion matrix is desirable. Since 45% and 55% of *Sargassum* spp. in the feed showed no significant difference in the methane yield (Table 3) and the kinetics parameters including methane rate (Kz, Table 4), the use of 55% of *Sargassum* spp. and 45% of food waste is preferable during high *Sargassum* spp. seasons and the former during low *Sargassum* spp. seasons.

Biogas characteristics

Our study showed that increasing the *Sargassum* spp. percentage on the load at fed-batch and the organic load from 5 to 15 g/L at the batch mode can rise the amount of H₂S present in the biogas generated. This is a relevant point to consider when using *Sargassum* spp. as feedstock for biogas production. The use of techniques and methods for the input control, process regulation, and post-treatment should be considered. For instance, chemical pretreatment of substrate reduces sulfur input into AD via sulfur precipitation, microaeration can regulate AD to control H₂S formation, and biotrickling filters and scrubbers can remove more than 95% of H₂S but are not effective on preventing sulfur inhibition of methanogens [37]. Pretreatment of the biomass prior to its use is an approach that might be beneficial to increase the biodegradability of *Sargassum* spp. and reduce the presence of H₂S in the biogas.

The biogas is above 50% CH₄ for all the experimental units except for the bioreactor fed with 100% *Sargassum* spp. which did not reach 50% CH₄ during 60 days of digestion. This suggests low conversion of acetic acid and CO₂ by the methanogens because of a possible inhibition due to *Sargassum* spp. Unless pretreatment of *Sargassum* spp. is attained with the purpose of increasing the % CH₄ in the biogas, the mono-digestion of *Sargassum* spp. should be avoided. For instance, when internal combustion engines fueled with biogas containing high CO₂ were used instead of that with lower CO₂, the flame initiation and combustion duration increased, and the

thermal efficiency decreased [38]. Studies on how to use efficiently biogas from *Sargassum* spp. and food waste anaerobic co-digestion in internal combustion engines are some of the next steps that the authors are planning to attain with the collaboration of our partners in industry.

Conclusions

The anaerobic co-digestion of *Sargassum* spp. and food waste at pilot scale in fed-batch and bench scale in batch mode were demonstrated at different *Sargassum* spp. to feedstock ratio. The biogas and methane production tended to increase the higher the food waste and the lower the *Sargassum* spp. percentages in the feed. The biogas yield in the 100% *Sargassum* spp. fed-batch anaerobic bioreactors was 101.3 ± 23.6 N. L / kg and as high as 1110 ± 134.7 N. L / kg when fed with 45% *Sargassum* spp. and 55% food waste. Similarly, more H₂S was detected in the biogas of the bioreactors fed with higher percentages of the *Sargassum* spp. The BMP of *Sargassum* spp. and food waste combinations in batch system at 15 g/L loading were aligned to the fed-batch results, with values of 536.1 ± 58.9 N.L CH₄/kg feed, 411.6 ± 14.4 N.L CH₄/kg feed, 275.0 ± 49.7 N.L CH₄/kg feed, and 161.6 ± 32.8 N.L CH₄/kg feed at 45%, 55%, 70%, and 85% of *Sargassum* spp. as food waste co-substrate, respectively. The anaerobic co-digestion of *Sargassum* spp. and food waste at batch system showed methane production rates as high as 14.6 ± 0.3 N.L CH₄/kg.day according to the modified Gompertz model. Our results suggest that the percentage of *Sargassum* spp. to be used as feedstock for the anaerobic co-digestion must be 55% w/w. To use higher *Sargassum* spp. percentages, the use pretreatments techniques to enhance the biomethanation process should be explored.

Acknowledgements The equipment used to conduct this research was donated to UNAPEC by Y.A. MAOF. The authors acknowledge the collaboration and support of Fundación Grupo Punta Cana (FGPC) during the execution of this work. We acknowledge PQI lab (Santo Domingo, DR) for their contribution on the analyses of laboratory. We are especially thankful to Cesar Pucheu, Operative Manager of Ecoservices, and Andrés Bisonó, CEO of SOS Carbon, for providing us with data related to the management activities of food waste and *Sargassum* spp. We acknowledge the work of the co-author Emin Rivera in the design and construction of the hammer mill Shreddemin LC 19-20, which made possible the execution of the experimental work.

Declarations

Conflict of interest The authors have no competing interests to declare.

Open Access This article is licensed under a Creative Commons Attribution 4.0 International License, which permits use, sharing, adaptation, distribution and reproduction in any medium or format, as long as you give appropriate credit to the original author(s) and the source, provide a link to the Creative Commons licence, and indicate if changes were made. The images or other third party material in this article are included in the article's Creative Commons licence, unless indicated

otherwise in a credit line to the material. If material is not included in the article's Creative Commons licence and your intended use is not permitted by statutory regulation or exceeds the permitted use, you will need to obtain permission directly from the copyright holder. To view a copy of this licence, visit <http://creativecommons.org/licenses/by/4.0/>.

References

- Rodríguez-Martínez, R., Medina-Valmaseda, A., Blanchon, P., Monroy-Velázquez, L., Almazán-Becerril, A., Delgado-Pech, B., Vásquez-Yeomans, L., Francisco, V., García-Rivas, M.: Faunal mortality associated with massive beaching and decomposition of pelagic *Sargassum*. *Mar. Pollut. Bull.* **146**, 201–205 (2019)
- Padappayil, R., Borger, J.: *Ammonia toxicity*. StatPearls Publishing, Treasure Island (2021)
- George, A., Goetz, D.: A case of sulfhemoglobinemia in a child with chronic constipation. *Respir. Med. case reports.* **21**, 21–24 (2017). <https://doi.org/10.1016/j.rmcr.2017.03.009>
- Mousa, H.A.L.: Short-term effects of subchronic low-level hydrogen sulfide exposure on oil field workers. *Environ. Health Prev. Med.* **20**, 12–17 (2015). <https://doi.org/10.1007/s12199-014-0415-5>
- Semeleer, E., Lamers, M., Reviewer, S., Student, J.: Framing environmental change and adaptation governance : The case of *Sargassum* seaweed in the Caribbean, (2021)
- Hu, C., Murch, B., Barnes, B., Wang, M., Maréchal, J., Franks, J., Johnson, D., Lapointe, B., Goodwin, D., Schell, J.: *Sargassum* watch warns of incoming seaweed, (2016)
- Ramlogan, N.R., Mcconney, P., Oxenford, H.A.: Socio-economic impacts of *Sargassum* influx events on the fishery sector of Barbados. CERMES Technical Report No 81. (2017)
- Taylor, A.: *Sargassum* is strangling tourism in the Caribbean. Can scientists find a use for it? *C&EN (Chemical Eng. News)*. 97, (2019)
- van den Burg, S.W.K., van Duijn, A.P., Bartelings, H., van Krimpen, M.M., Poelman, M.: The economic feasibility of seaweed production in the North Sea. *Aquac. Econ. Manag.* **20**, 235–252 (2016). <https://doi.org/10.1080/13657305.2016.1177859>
- Pinteus, S., Lemos, M.F.L., Alves, C., Neugebauer, A., Silva, J., Thomas, O.P., Botana, L.M., Gaspar, H., Pedrosa, R.: Marine invasive macroalgae: Turning a real threat into a major opportunity—the biotechnological potential of *Sargassum muticum* and *Asparagopsis armata*. *Algal Res.* **34**, 217–234 (2018). <https://doi.org/10.1016/j.algal.2018.06.018>
- Desrochers, A., Cox, S.-A., Oxenford, H.A., van Tussenbroek, B.: *Sargassum* Uses Guide: A resource for caribbean researchers, entrepreneurs and policy makers. (2020)
- Milledge, J.J., Nielsen, B. V., Maneein, S., Harvey, P.J.: A brief review of anaerobic digestion of algae for bioenergy, (2019)
- Zhang, J., Gu, D., Chen, J., He, Y., Dai, Y., Loh, K.-C., Tong, Y.W.: Assessment and optimization of a decentralized food-waste-to-energy system with anaerobic digestion and CHP for energy utilization. *Energy Convers. Manag.* **228**, 113654 (2021). <https://doi.org/10.1016/j.enconman.2020.113654>
- Goulding, D., Power, N.: Which is the preferable biogas utilisation technology for anaerobic digestion of agricultural crops in Ireland: Biogas to CHP or biomethane as a transport fuel? *Renew. Energy.* **53**, 121–131 (2013). <https://doi.org/10.1016/j.renene.2012.11.001>
- Kumar, V., Chopra, A.K., Kumar, A.: A review on sewage sludge (biosolids) a resource for sustainable agriculture. *Arch. Agric. Environ. Sci.* **2**, 340–347 (2017). <https://doi.org/10.26832/24566632.2017.020417>
- Milledge, J.J., Harvey, P.J.: Ensilage and anaerobic digestion of *Sargassum muticum*. *J. Appl. Phycol.* **28**, 3021–3030 (2016). <https://doi.org/10.1007/s10811-016-0804-9>
- Farghali, M., Mohamed, I.M.A., Iwasaki, M., Tangtaweewipat, S., Ihara, I., Sakai, R., Umetsu, K.: Potential of biogas production from the anaerobic digestion of *Sargassum fulvellum* macroalgae: Influences of mechanical, chemical, and biological pretreatments. *Biochem. Eng. J.* **175**, 108140 (2021). <https://doi.org/10.1016/j.bej.2021.108140>
- Allen, E., Wall, D., Herrmann, C., Xia, A., Murphy, J.: What is the gross energy yield of third generation gaseous biofuel sourced from seaweed? *Energy* (2015). <https://doi.org/10.1016/j.energy.2014.12.048>
- Castro, Y.A., Agblevor, F.A.: Biomethanation of invasive water hyacinth from eutrophic waters as a post weed management practice in the Dominican Republic, a developing country. *Environ. Sci. Pollut. Res.* **27**, 14138–14149 (2020). <https://doi.org/10.1007/s11356-020-07927-w>
- Chen, Y., Cheng, J.J., Creamer, K.S.: Inhibition of anaerobic digestion process: A review. *Bioresour. Technol.* **99**, 4044–4064 (2008). <https://doi.org/10.1016/j.biortech.2007.01.057>
- Solé-Bundó, M., Passos, F., Romero-Güiza, M.S., Ferrer, I., Astals, S.: Co-digestion strategies to enhance microalgae anaerobic digestion: A review. *Renew. Sustain. Energy Rev.* **112**, 471–482 (2019). <https://doi.org/10.1016/j.rser.2019.05.036>
- Zhao, Y., Sun, F., Yu, J., Cai, Y., Luo, X., Cui, Z., Hu, Y., Wang, X.: Co-digestion of oat straw and cow manure during anaerobic digestion: Stimulative and inhibitory effects on fermentation. *Bioresour. Technol.* **269**, 143–152 (2018). <https://doi.org/10.1016/j.biortech.2018.08.040>
- Fang, C., Boe, K., Angelidaki, I.: Anaerobic co-digestion of desugared molasses with cow manure; focusing on sodium and potassium inhibition. *Bioresour. Technol.* **102**, 1005–1011 (2011). <https://doi.org/10.1016/j.biortech.2010.09.077>
- Lopez, A.: Hotel rooms in the Dominican Republic 2019, by region. <https://www.statista.com/statistics/1039083/dominican-republic-hotel-rooms-province/#statisticContainer>
- Ritchie, H.: Food waste is responsible for 6% of global greenhouse gas emissions, <https://ourworldindata.org/food-waste-emissions>
- Tubiello, F.N., Rosenzweig, C., Conchedda, G., Karl, K., Gütschow, J., Xueyao, P., Obli-Laryea, G., Wanner, N., Qiu, S.Y., Barros, J.D., Flammini, A., Mencos-Contreras, E., Souza, L., Quadrelli, R., Heioarsdóttir, H.H., Benoit, P., Hayek, M., Sandalov, D.: Greenhouse gas emissions from food systems: Building the evidence base. *Environ. Res. Lett.* (2021). <https://doi.org/10.1088/1748-9326/ac018e>
- Dalke, R., Demro, D., Khalid, Y., Wu, H., Urgun-Demirtas, M.: Current status of anaerobic digestion of food waste in the United States. *Renew. Sustain. Energy Rev.* **151**, 111554 (2021). <https://doi.org/10.1016/j.rser.2021.111554>
- Mengqiu, W., Chuanmin, H., Gary, M., Brian, L.: The great Atlantic *Sargassum* belt. *Science* **365**, 83–87 (2019). <https://doi.org/10.1126/science.aaw7912>
- Milledge, J.J., Nielsen, B.V., Sadek, M.S., Harvey, P.J.: Effect of freshwaterwashing pretreatment on *sargassum muticum* as a feedstock for biogas production. *Energies* (2018). <https://doi.org/10.3390/en11071771>
- Castro, Y.A., Agblevor, F.A.: Interaction effect of high feed to inoculum ratio (F/I) and temperature on the biomethanation kinetics of water hyacinth. *SN Appl. Sci.* **2**, 1–9 (2020). <https://doi.org/10.1007/s42452-020-03626-w>
- Kafle, G.K., Chen, L.: Comparison on batch anaerobic digestion of five different livestock manures and prediction of biochemical methane potential (BMP) using different statistical models. *Waste Manag.* **48**, 492–502 (2016). <https://doi.org/10.1016/j.wasman.2015.10.021>

32. Lopresto, C.G., Paletta, R., Filippelli, P., Galluccio, L., de la Rosa, C., Amaro, E., Jáuregui-Haza, U., de Frias, J.A.: Sargassum invasion in the caribbean: an opportunity for coastal communities to produce bioenergy based on biorefinery—an overview. *Waste Biomass Valoriz.* (2022). <https://doi.org/10.1007/s12649-021-01669-7>
33. Milledge, J.J., Maneein, S., Arribas-López, E., Bartlett, D.: Sargassum inundations in Turks and Caicos : methane. *Energies* **13**, 1–27 (2020)
34. Vázquez-Delfín, E., Freile-Peigrín, Y., Salazar-Garibay, A., Serviere-Zaragoza, E., Méndez-Rodríguez, L.C., Robledo, D.: Species composition and chemical characterization of Sargassum influx at six different locations along the Mexican Caribbean coast. *Sci. Total Environ.* **795**, 148852 (2021). <https://doi.org/10.1016/j.scitotenv.2021.148852>
35. Dinçer, A.R.: Increasing BOD5/COD ratio of non-biodegradable compound (reactive black 5) with ozone and catalase enzyme combination. *SN Appl. Sci.* **2**, 1–10 (2020). <https://doi.org/10.1007/s42452-020-2557-y>
36. Zhang, Y., Li, L., Kong, X., Zhen, F., Wang, Z., Sun, Y., Dong, P., Lv, P.: Inhibition effect of sodium concentrations on the anaerobic digestion performance of sargassum species. *Energy Fuels* **31**, 7101–7109 (2017). <https://doi.org/10.1021/acs.energyfuels.7b00557>
37. Vu, H.P., Nguyen, L.N., Wang, Q., Ngo, H.H., Liu, Q., Zhang, X., Nghiem, L.D.: Hydrogen sulphide management in anaerobic digestion: A critical review on input control, process regulation, and post-treatment. *Bioresour. Technol.* **346**, 126634 (2022). <https://doi.org/10.1016/j.biortech.2021.126634>
38. Gupta, S.K., Mittal, M.: Effect of biogas composition variations on engine characteristics including operational limits of a spark-ignition engine. *J. Eng. Gas Turbines Power.* (2019). <https://doi.org/10.1115/1.4044195>

Publisher's Note Springer Nature remains neutral with regard to jurisdictional claims in published maps and institutional affiliations.